

RatingsDirect®

New Issue: Driver UK Master S.A., Compartment 6

Primary Credit Analyst:

Marta O'Gorman, London + 44 20 7176 2523; marta.ogorman@spglobal.com

Secondary Contact:

Doug Paterson, London + 44 20 7176 5521; doug.paterson@spglobal.com

Research Contributor:

Trupti Patil, CRISIL Global Analytical Center, an S&P affiliate, Pune

Table Of Contents

Transaction Summary

Collateral Description

Originator And Servicer

Credit Analysis And Assumptions

Environmental, Social, And Governance

Transaction Structure

Cash Flow Mechanics

Mitigation Of Seller Risks

Cash Flow Analysis

Counterparty Risk

Sovereign Risk

Table Of Contents (cont.)

Sensitivity Analysis

Monitoring And Surveillance

Appendix

Related Criteria

Related Research

New Issue: Driver UK Master S.A., Compartment 6

Ratings Detail

Ratings assigned									
Instruments	Rating*	Balance (mil. £)	Maximum commitment amount(mil. £)	Overcollateralization and subordination (%)	Cash reserve (%)	Available credit enhancement (%)	Interest (%)	Legal final maturity	
Series 2024-1 class A notes§	AAA (sf)	797.0	888.4	30.04	1.17	31.21	Daily compounded SONIA + 0.75	May 25, 2032	
Series 2024-2 class A notes§	AAA (sf)	60.0	60.0	30.04	1.17	31.21	Daily compounded SONIA + 0.75	May 25, 2032	
Series 2024-1 class B notes†	NR	92.6	111.3	19.09	1.17	20.27	Daily compounded SONIA + 1.55	May 25, 2032	
Series 2024-2 class B notes†	NR	22.8	22.8	19.09	1.17	20.27	Daily compounded SONIA + 1.55	May 25, 2032	
Subordinated loan	NR	484.3	750.0	N/A	N/A	N/A	7.7661	May 25, 2032	

*Our ratings address timely payment of interest and payment of principal no later than the legal final maturity date. §Senior instruments. †Junior instruments. We have not rated the series 2024-1 and series 2024-2 class B notes at the issuer's request. NR--Not rated. NA--Not applicable. SONIA--Sterling Overnight Index Average.

Ratings affirmed			
Class	Rating	Outstanding balance (mil. £)	Maximum commitment amount(mil. £)
Series A 2023-1*	AAA (sf)	167.2	167.2
Series A 2023-3*	AAA (sf)	200.0	200.0
Series A 2023-4*	AAA (sf)	98.8	112.8
Senior Schuldschein loan 2023-1*	AAA (sf)	501.6	600.0
Senior Schuldschein loan 2023-2*	AAA (sf)	226.0	500.0
Senior Schuldschein loan 2023-3*	AAA (sf)	415.3	730.0
Series B 2023-3§	A+ (sf)	5.6	17.2
Junior Schuldschein loan 2023-1§	A+ (sf)	196.1	280.6
Junior Schuldschein loan 2023-2§	A+ (sf)	68.7	70.0

The affirmed notes were first issued either in March 2023 or in November 2023. *Senior instruments. §Junior instruments. NR--Not rated.

Transaction Summary

- S&P Global Ratings today assigned its 'AAA (sf)' credit ratings to Driver UK Master S.A., Compartment 6's (DUKM C6) series 2024-1 and series 2024-2 class A notes (together, the senior instruments). At closing, DUKM C6 also issued unrated series 2024-1 and series 2024-2 class B notes (together, the junior instruments), and an unrated subordinated loan.

- We also affirmed our 'AAA (sf)' ratings on DUKM C6's series 2023-1, series 2023-3, and series 2023-4 class A notes, and the senior Schuldschein loan 2023-1, senior Schuldschein loan 2023-2, and senior Schuldschein loan 2023-3 (together, the senior instruments), and our 'A+ (sf)' credit ratings on the series 2023-3 class B notes, junior Schuldschein loan 2023-1, and junior Schuldschein loan 2023-2 (together, the junior instruments).
- The proceeds of the notes, Schuldschein loans, and subordinated loan were used to prepay existing debt, purchase a portfolio of auto loans that Volkswagen Financial Services (U.K.) Ltd (VWFS UK) originated, and to fund the cash collateral account and interest compensation ledger. These include refinancing of receivables currently securitized in Driver UK Multi-Compartment S.A., Compartment Private Driver UK 2020-1 (Private Driver UK 2020-1). With the issuance of this transaction, Private Driver UK 2020-1 will be called off and the notes thereunder fully redeemed on the closing date of this transaction.
- The proceeds from the series 2024-2 class A notes and series 2024-2 class B notes were used to reduce the outstanding note balance on the series 2023-1 class A notes and the series 2023-1 class B notes. The outstanding balance on the series 2023-1 class A notes was reduced by £60.0 million to £167.2 million from £227.2 million. The series 2023-1 class B notes were fully repaid.
- The underlying collateral comprises loans representing either hire purchase (HP), personal contract purchase (PCP), or lease purchase (LP) agreements in the U.K. All receivables are sterling-denominated and all borrowers are U.K. residents.
- At closing, DUKM C6 purchased the underlying collateral pool at a discount rate of 8%, which includes a buffer (approximately 0.40% at closing) designed to meet any cost fluctuations if the replenishment period is extended. If the credit enhancement increase condition (CEIC) trigger is not breached, the buffer will be released back to VWFS UK outside the waterfall (if it is not used to pay the cost of fluctuations).
- The transaction is expected to revolve for twelve months until May 2025. During this period, DUKM C6 can purchase further eligible receivables if no early amortization event occurs. New receivables will be purchased at a 2.27% purchase price discount for tap-up assets (further receivables overcollateralization percentage) and a 3.472% purchase price discount for top-up assets (replenished additional discounted receivables balance).
- As long as the transaction is revolving, the issuer can issue further notes or loans, either by further amounts of existing series or issuing new series, up to the program volume (£5 billion). Unlike its rated predecessors, the collateral can be purchased using proceeds of a combination of floating rate asset backed notes and/or Schuldschein loans advanced to the issuer. The further instruments will rank pari passu with the initially issued instruments and have the same levels of credit enhancement and liquidity support.
- Similar to its rated predecessors--Driver UK Master S.A., Compartment 2, Driver UK Master S.A., Compartment 3, and Driver UK Master S.A., Compartment 4--the revolving period can be extended subject to certain conditions, including confirmation from S&P Global Ratings that it would not lead to downgrades of the notes or Schuldschein loans. At the time of extension, each class of notes or loans can be either extended or amortized.
- Collections will be distributed monthly according to a combined waterfall. During the amortization period, principal is paid sequentially until target overcollateralization levels are achieved, post which the transaction switches to pro rata amortization, until breach of a CEIC trigger.
- Subordination, overcollateralization, and a cash collateral reserve provide credit enhancement.
- Commingling risk is fully mitigated through an advance mechanism upon servicer downgrade below a certain rating level. The transaction is exposed to potential employee setoff risk, which we have considered in our analysis.
- Since the rated notes pay daily compounded Sterling Overnight Index Average (SONIA) rate plus a margin subject

to a floor of zero, while the assets are purchased at a fixed discount rate, the issued notes and Schuldschein loans benefit from an interest rate swap that fully mitigates any interest rate risk in the transaction.

- There are no rating constraints in the transaction under our counterparty, operational risk, or structured finance sovereign risk criteria. We consider the issuer to be bankruptcy remote.

Table 1

Capital structure at closing			
	Balance (£)	Receivables balance (%)	Closing overcollateralization (%)
Total senior instruments	2,465,900,000.00	69.96	30.04
Total junior instruments	385,800,000.00	10.95	19.09
Subordinated loan	484,281,144.73	13.74	N/A
Overcollateralization	188,765,790.30	5.36	N/A

The credit story

Strengths	Concerns and mitigating factors
VWFS UK is a wholly owned subsidiary of Volkswagen Finance Europe B.V. It has over 22 years' origination and servicing experience. It is currently the Volkswagen group's second-largest retail financing subsidiary, after its German parent company.	During the twelve-month revolving period, the pool's credit quality may shift and the transaction's performance may deteriorate as a result of the substitution of amortizing assets. However, the transaction has a few structural mitigants, such as a cap on used personal contract plan agreement loan vehicles (which cannot comprise more than 55%) and certain performance triggers (see "Credit enhancement increase condition [CEIC]"), which would stop the replenishment period if the transaction's performance were to deteriorate substantially. Furthermore, our base-case loss assumptions consider deteriorating credit quality due to changes in the portfolio's composition.
The pool is granular and well diversified geographically. As of the pool cutoff date, the largest and top 20 borrowers are 0.02% and 0.20%, respectively.	The transaction's payment structure is not fully sequential. Once certain target overcollateralization levels have been reached (and if they are maintained), the issuer pays principal pro rata on the senior and junior instruments. We have factored this into our cash flow analysis.
Under certain conditions related to deteriorating asset performance, the transaction switches from pro rata back to sequential amortization.	There are balloon loans (PCP loans), which do not fully amortize in regular installments, and therefore have a single large payment at the contract's end. If borrowers elect to return their financed vehicles in lieu of making the final balloon payments at contract maturity, the transaction would be exposed to residual value risk (if the returned vehicles' sale proceeds are lower than the balloon amount) and to borrower payment shock. Additionally, during the revolving period the exposure to balloons might increase as there is no replenishment condition limiting the exposure to it. The available credit enhancement is sufficient to mitigate the risk of back-loaded losses, and the potential losses on larger contract exposures at the end of the transaction. Moreover, we have applied additional stresses to address market value risk, the risk that the asset's value is lower than anticipated at the end of the contract term for balloon loans.
The structure benefits from an amortizing cash reserve, which the issuer fully funded at closing through the purchase price discount. The cash reserve serves primarily as liquidity support to mitigate any cash shortfalls in the items of the combined waterfall up to payment of interest on the senior and junior instruments. Ultimately, it is available to repay the instruments at the end of the transaction's life.	Unlike most other European auto ABS transactions (but consistent with all other VW auto ABS transactions rated by us in EMEA), the structure does not have any excess spread. At closing, DUKM C6, purchased the underlying collateral pool at a discount rate of 8%, which includes a buffer (approximately 0.40% at closing) designed to meet any cost fluctuations if the replenishment period is extended. If the CEIC trigger is not breached, the buffer will be released back to VWFS UK outside the waterfall (if it is not used to pay the cost of fluctuations). Nevertheless, considering the rising interest rate scenario, should expenses exceed interest receipts, the structure includes a mechanism to draw on the interest compensation reserve to fund this difference. Further, if the CEIC trigger breaches, the buffer along with the entire balance of the interest compensation ledger become part of the issuer available funds to be distributed as per the priority of payments.
	The issuer is exposed to potential gross losses from voluntary termination, as permitted by the U.K. Consumer Credit Act. Therefore, the transaction is exposed to residual value risk if the returned vehicle's sale proceeds are lower than the outstanding receivables balance at the time the borrowers elect to exercise their right of voluntary termination. We have considered this when sizing the voluntary termination gross loss base-case assumptions.

The credit story (cont.)

Strengths	Concerns and mitigating factors
	The cash reserve amortizes, subject to a floor (minimum level). This reduces protection for the noteholders as the transaction nears maturity. Further, the CEIC in relation to the cash reserve breaches if the specified general cash collateral account is below the required level for three consecutive payment dates or if the cash collateral account balance falls below the documented minimum for two consecutive determination dates. In our view, this could potentially lead to a scenario where the cash reserve may be below the documented floor at the time the CEIC breaches.
	We have incorporated an amortizing cash reserve and considered the impact from a cash reserve below the documented floor in our cash flow analysis to account for its effect on the available credit enhancement, as well as liquidity coverage. The initial cash reserve is sized at 1.45% of the aggregate outstanding balance of the senior and junior instruments, compared with 1.20% previously.
	The transaction is exposed to commingling and setoff risk if the originator becomes insolvent. A specific advance mechanism fully mitigates commingling risk. In our cash flow analysis, we stressed for the unmitigated potential set-off exposure.

Collateral Description

As of the cutoff date following the addition of new receivables, the collateral pool backing the instruments comprised 190,980 loans to private and commercial obligors totaling £3,525 million. All receivables are sterling-denominated, and all borrowers are U.K. residents. The overall quality of data provided is in line with our standards. The discount rate for the pool was 8%.

The loans represent either HP, PCP, or LP agreements. The HP agreements are fixed rate, fully amortizing loan contracts, repayable in equal installments over the loan term. The PCP and LP agreements are also fixed rate, fully amortizing finance contracts repayable in a series of equal installments followed by a larger final balloon installment.

In the case of PCP loans, at contract maturity, when payment of the balloon installment is optional, the borrower can choose between: (i) retaining the vehicle and making the balloon payment; or (ii) returning the vehicle to the lender, thereby discharging all liability--the issuer is therefore directly exposed to market value risk. In the case of LP loans, at contract maturity, any borrower default on the final balloon installment exposes the issuer to indirect market value risk. HP loans do not have exposure to either balloon payments or market value risk.

Table 2

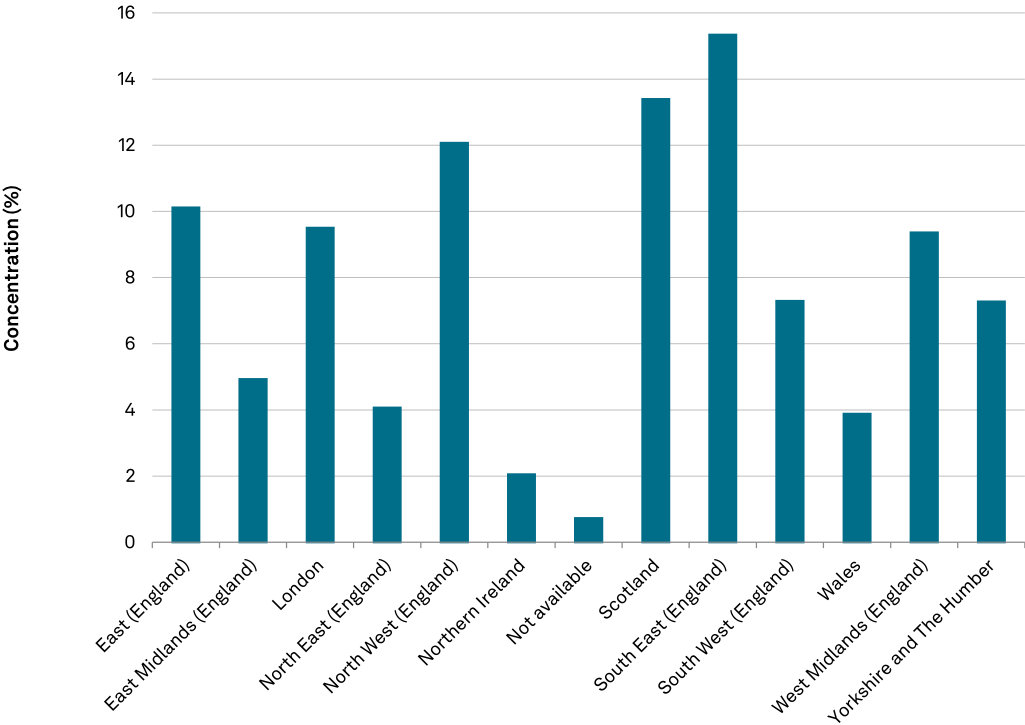
Collateral key features*					
Pool characteristics	Driver UK Master Compartment 6	Driver UK Master Compartment 6	Driver UK Master Compartment 6	Driver UK Master Compartment 2	Driver UK Master Compartment 3
Pool cutoff date	April 30, 2024	Oct. 31, 2023	Feb. 28, 2023	Oct. 31, 2022	Aug. 31, 2022
Closing date	May 28, 2024	Nov. 27, 2023	March 27, 2023	Nov. 25, 2022	Sept. 27, 2022
Aggregate discounted principal balance outstanding (£)	3,524,746,935.03	2,531,860,438	1,107,304,422	6,644,976,782	609,920,643
Discount rate (%)	8.00	8.00	8.00	8.25	6.3718
Average remaining discounted loan principal balance (£)	18,456	18,104	18,483	15,924	24,055
Weighted-average life (months)	25.2	25.9	24.3	23.8	20.2

Table 2

Collateral key features* (cont.)						
Pool characteristics	Driver UK Master Compartment 6	Driver UK Master Compartment 6	Driver UK Master Compartment 6	Driver UK Master Compartment 2	Driver UK Master Compartment 3	Driver UK Master Compartment 3
Weighted-average original term (months)	47.6	47.8	47.7	48.0	45.8	45.8
Weighted-average remaining term (months)	31.5	32.5	30.0	30.3	24.7	24.7
Weighted-average seasoning (months)	16.2	15.5	17.8	17.7	21.1	21.1
Payment by direct debit (%)	99.53	99.85	99.94	99.85	99.79	99.79
Top 3 geographic concentration (%)	South East & London (24.84); Scotland (13.39); North West (12.07)	South East & London (25.13); Scotland (13.08); North West (11.80)	South East & London (26.88); North West (11.39); Scotland (10.82)	South East & London (27.0); North West (12.4); Scotland (11.4)	South East & London (28.2); Northern Ireland (20.9); North West (7.9)	South East & London (28.2); Northern Ireland (20.9); North West (7.9)
Vehicle type (%)						
New cars	57.75	60.06	69.97	59.24	52.4	52.4
Used cars	42.25	39.94	30.03	40.76	47.6	47.6
Loan type (%)						
Share of PCP	91.7	92.8	94.3	91.9	80.9	80.9
Share of HP	7.1	6.5	4.5	8.1	4.1	4.1
Share of LP	1.2	0.7	1.2	-	15.0	15.0
Engine type (%)						
Gasoline	67.8	71.1	68.5	68.8	71.4	71.4
Diesel	18.0	18.3	19.7	24.7	27.5	27.5
BEV	10.6	7.4	7.7	4.5	0.8	0.8
Hybrid	3.6	3.3	4.1	2.0	0.3	0.3
Borrower type (%)						
Private obligor	92.0	99.1	98.6	95.7	84.3	84.3
Commercial obligor	8.0	0.9	1.4	4.3	15.7	15.7
Brand (%)						
Audi	36.0	36.9	36.0	44.2	8.8	8.8
Volkswagen	30.3	30.5	30.5	34.9	23.9	23.9
Skoda	8.9	9.3	9.2	10.6	2.5	2.5
Seat	4.4	4.8	5.2	6.5	1.5	1.5
Porsche	11.6	10.4	15.1	0.6	61.8	61.8
Other	8.8	8.1	4.0	3.1	1.5	1.5
Borrower concentration (%)						
Largest borrower	0.02	0.01	0.03	0.05	0.06	0.06
Top 20 borrowers	0.20	0.21	0.34	0.15	0.69	0.69

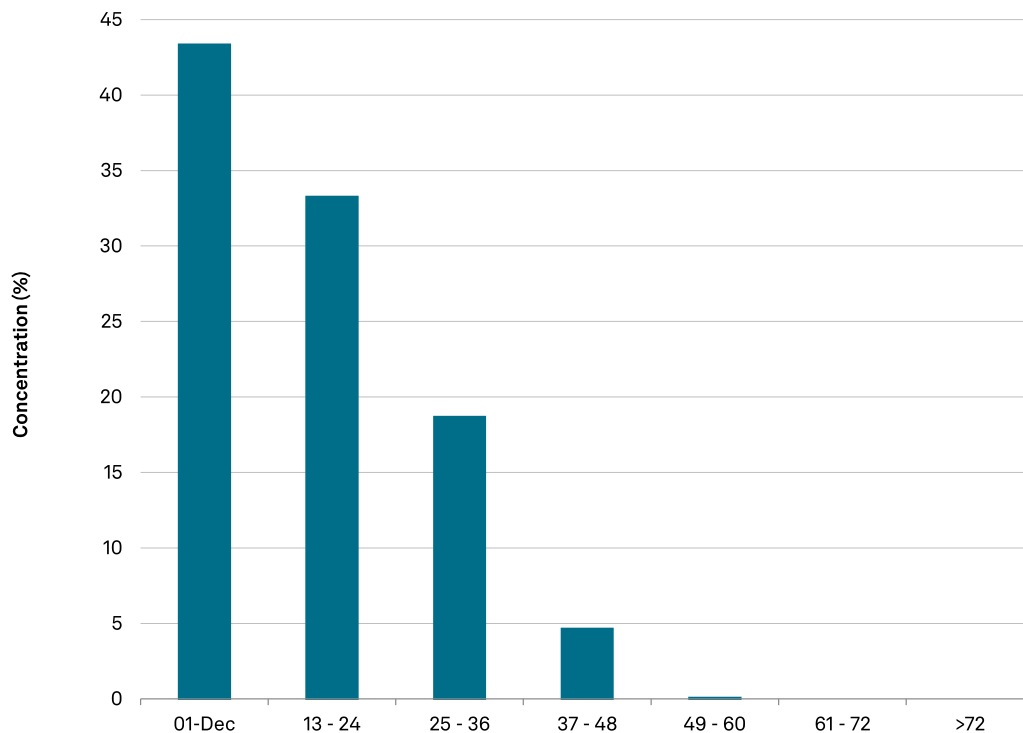
*Calculations are according to S&P Global Ratings' methodology and based on the outstanding discounted principal balance. LTV--Loan-to-value. PCP--Personal contract purchase. HP--Hire purchase. LP--Lease purchase. BEV--Battery electric vehicle.

Chart 1
Geographic distribution



Copyright © 2024 by Standard & Poor's Financial Services LLC. All rights reserved.

Chart 2
Seasoning distribution



Copyright © 2024 by Standard & Poor's Financial Services LLC. All rights reserved.

Eligibility criteria and concentration limits

The transaction documents set out certain eligibility criteria for the receivables and client accounts, some of which are highlighted below:

- The obligor is a resident of/has a registered office in England, Wales, Scotland, or Northern Ireland.
- The obligor is not insolvent or credit-impaired.
- The receivable is denominated and payable in sterling and not overdue.
- At least one instalment has already been paid and all the payments need to be made within 72 months of originating the receivable, including any final balloon payment.
- The relevant financing contracts constitute legal valid, binding, and enforceable agreements with full recourse to the obligor.
- No obligor is an affiliate of the seller and no obligor maintains deposits on accounts with VWFS.

VWFS UK is the legal and beneficial owner of the receivables and they were originated during the normal course of VWFS UK's activities and comply with the Consumer Credit Act.

During the twelve-month revolving period, new purchases must comply with the eligibility criteria as well as the

replenishment criteria limits. We have used these to size the worst-case pool composition at the start of the amortization period.

Table 3

Closing pool compared with replenishment criteria limits		
Collateral characteristics	Closing pool	Limit
Maximum share of non-VW group branded vehicles (%)	5.4	10
Maximum share of PCP used contracts (%)	35.9	55
Maximum share of used vehicles (%)	42.25	60

Originator And Servicer

VWFS UK is a wholly owned subsidiary of Volkswagen Finance Europe B.V. and is currently the second largest finance subsidiary within the Volkswagen Group AG (VW Group) after the German parent company. VWFS UK provides financial services to support all of the VW Group automotive brands (e.g., Volkswagen, Audi, Bentley, SEAT, Skoda, and Porsche). The originator cooperates closely with approximately 800 VW Group dealerships.

Underwriting policy

VWFS UK checks the customer's credit profile prior to it accepting an application. During the application process it utilizes an automated scoring system. Following this stage of the underwriting process, it then assesses information from the credit reference agencies and assesses the customer profile data.

Servicing policy

We have considered VWFS UK's ability to service the portfolio under our operational risk criteria and we are satisfied in its ability to perform its functions in the transaction. The transaction has no backup servicer. We rely on the general availability of servicing in the U.K. to mitigate the risk of servicing disruption and have applied a stressed servicing fee in our cash flow analysis, in line with market standards. Consequently, our operational risk criteria do not constrain the maximum potential rating assignable to the transaction.

Credit Analysis And Assumptions

Our analysis includes an assessment of the credit risk inherent in the transaction under various stress scenarios. We based our credit analysis on our global auto ABS criteria. We received historical quarterly performance data from September 2002 (the third quarter of 2022) to December 2024 (the fourth quarter of 2023).

Macroeconomic and sector outlook

In our analysis, we considered the following economic data and their baseline effect on collateral credit quality in determining our credit assumptions (see "Related Research").

The U.K. economy will remain weak in 2024, with GDP growth of just 0.3%, as interest rates remain restrictive for an extended period. We expect growth will improve more markedly in 2025 as disinflation bolsters household spending along with a resilient labor market.

Headline inflation in the U.K. was 3.4% year-on-year in February, down sharply from 10.4% a year ago. Lower prices of energy, food, and non-energy industrial goods all contributed to the decline. We forecast inflation will stay above the Bank of England's target until 2026--at 3.0% in 2024 and 2.3% in 2025--before returning to 2.0% the following year.

The unemployment rate is expected to increase slightly to 4.3% in 2024 and will remain stable thereafter.

Table 4

Economic factors						
	Actual		Forecast			
	2022	2023	2024	2025	2026	2027
Real GDP (y/y growth, %)	4.3	0.1	0.3	1.4	1.7	1.7
Unemployment rate (annual average, %)	3.9	4.0	4.3	4.3	4.2	4.2
CPI inflation (%)	9.1	7.3	3.0	2.3	2.1	2.0

Sources: Office of National Statistics, Bank of England, S&P Global Market Intelligence, and S&P Global Ratings (forecasts). CPI--Consumer price index.

Defaults

Charts 7-18 in the Appendix show gross losses after loans were classified by the servicer as hostile terminations (HTs) or voluntary terminations (VTs) for each of the 12 subpools.

We set our gross loss base-case assumptions for a total of 12 subpools split between loan type (HP, PCP, or LP), vehicle type (new or used), and gross loss type (HT or VT). When sizing our base-case gross loss assumptions we considered our latest U.K. economic outlook and the outstanding Driver U.K. transactions' performance.

We analyzed both HT and VT gross loss types separately. Losses incurred through VT are borne through the obligor's option, arising under the U.K. Consumer Credit Act, to hand the car back once the obligor has paid 50% of the total cost of credit. The risk of VT generally arises when obligors are in negative equity.

In our view, the subpools' performance is like our first-quarter 2023 assessments of the transaction at closing. As such, we maintained our gross loss base-case assumptions across the 12 subpools we also used in our analysis of these two predecessor transactions.

We set our gross loss multiples considering the originator's experience and the quality of the data provided. We assigned a slightly higher gross loss multiple for HT receivables of 4.6x at the 'AAA' rating level and 3.1x at the 'A+' rating level, to reflect potentially deteriorated collateral quality due to the existing revolving period and the fact that it may be extended subject to certain conditions. Similarly, we continue to assume a multiple of 2.2x for voluntarily terminated receivables at the 'AAA' rating level and 1.83x at the 'A+' rating level. Table 6 summarizes our credit assumptions.

We stressed PCP residual value risk as an additional loss to the figures in table 6.

Recoveries and recovery timings

Recoveries combine vehicle sale proceeds and ancillary payments (invoices, guarantees, etc.) received from the borrowers. The originator provided monthly static cumulative recoveries data from October 2002 to December 2023. In a similar manner to gross losses, we assigned base-case recoveries to 12 subpools split between loan, vehicle, and

gross loss type as shown in table 5.

Under our global auto ABS criteria, we establish a recovery rate base-case assumption and increasingly stressful recovery rate haircuts at higher ratings (tiered recoveries). We also establish recovery rate assumptions (base-case recovery rate and recovery rate haircuts) based primarily on analysis of historical recovery rates for the issuer and the market, the volatility of past performance, as well as credit, operational, or other factors that might affect the timing, amount, and sustainability of recovery rates. We apply haircuts to the base-case recoveries to derive stressed recovery rates at each rating. Typical haircuts applied to our base-case assumption at the 'AAA' rating range from 15% to 50%. We apply the same stressed recovery assumptions for both HTs and VTs.

In assigning a recovery rate base-case assumption of 60% and a 'AAA' haircut of 32.5%, we considered the observed historical performance, overall recovery process, collateral features such as loan-to-value ratios, concentration of luxury and electric vehicles etc. This is consistent with the recovery rate we assumed during our fourth-quarter 2023 tap-up analysis of DUKM C6. For HTs, we assume that recovery proceeds are available to the transaction 12 months after the borrowers default. For VTs, we assume no recovery delay, which is unchanged from predecessor transactions.

Worst case pool composition

To incorporate the risk of portfolio deterioration through adverse replenishment during the revolving period, we have constructed a worst-case pool based on the portfolio concentration limits dictated by the eligibility criteria and calculated the weighted-average gross loss base case for the total pool based on this, rather than on the final pool composition. In the absence of any limit on the concentration of PCP loans in the portfolio, we consider on a worst-case basis a complete migration of the pool to PCP loans.

Table 5

Cumulative gross loss and recovery assumptions (%)						
Segment	Closing pool (%)	Worst-case pool	Base-case gross losses		Base-case recovery assumption	
			Hostile terminations	Voluntary terminations		
New vehicle PCP contracts	55.75	45	1.3	4.25	60.0	
Used vehicle PCP contracts	35.93	55	2.4	3.25	60.0	
New vehicle HP contracts	1.26	0	1.3	1.0	60.0	
Used vehicle HP contracts	5.87	0	1.9	1.7	60.0	
New vehicle LP contracts	0.74	0	3.6	4.0	60.0	
Used vehicle LP contracts	0.45	0	4.5	5.0	60.0	
Total	100	100	1.91	3.70	60.0	

PCP--Personal contract purchase. HP--Hire purchase. LP--Lease purchase

Table 6

Credit assumptions summary										
Rating level	Cumulative hostile termination base-case (%)	Stress multiple	Stressed cumulative hostile terminations (%)	Cumulative voluntary termination base case (%)	Stress multiple	Stressed cumulative voluntary terminations (%)	Recovery rate base-case (%)	Recovery rate haircut (%)	Stressed recovery rate (%)	Stressed cumulative net losses (%)
AAA	1.91	4.60	8.76	3.70	2.20	8.14	60.0	32.5	40.5	10.06
AA	1.91	3.60	6.86	3.70	1.95	7.22	60.0	31.0	41.4	8.25
A+	1.91	3.10	5.91	3.70	1.83	6.75	60.0	28.7	42.8	7.24
BBB	1.91	1.80	3.43	3.70	1.45	5.37	60.0	21.3	47.2	4.64
BB	1.91	1.55	2.95	3.70	1.28	4.74	60.0	16.3	50.2	3.83

Residual value analysis

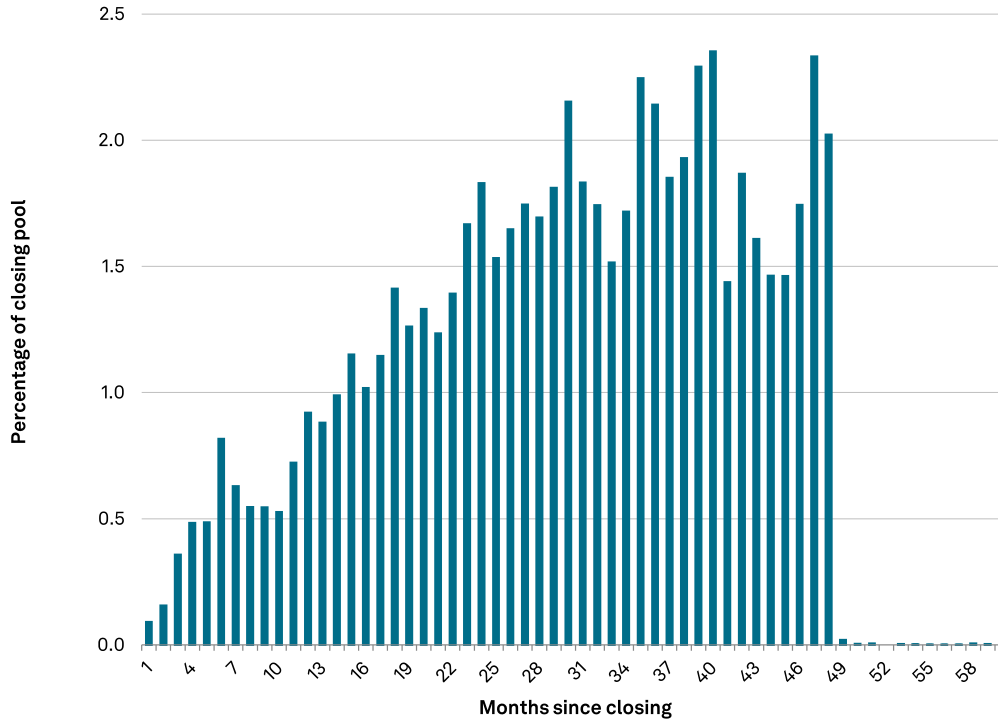
In addition to the HT and VT losses applied as outlined in table 6 above, we applied separate residual value losses to the balloon installments of the PCP loans that remain after considering prepayments and the other losses. If VWFS UK does not meet its obligation under the redelivery repurchase agreement, the transaction would be fully exposed to residual value risk.

We assumed a base residual value haircut of 34% in our 'AAA' rating scenario and adjusted it for excess concentrations loans with residual values maturing in each period and for electric vehicles along with lack of concentration limits on electric and luxury vehicles. We also incorporated necessary adjustments to reflect our assessment of the country characteristics and the originator residual value setting policy. We assumed a return rate of 90% in our 'AAA' rating scenario. Accordingly, we determined our 'AAA' residual value losses at 35.2%.

Chart 3

Securitized portfolio

Contract balloon maturity profile



Copyright © 2024 by Standard & Poor's Financial Services LLC. All rights reserved.

Table 7

Residual value loss assumptions			
Rating level	Turn-in rate (%)	Stressed residual value loss (%)	
AAA	90.0	35.2	
AA	85.0	25.5	
A+	82.5	22.6	
BBB	75.0	14.6	
BB	65.0	8.9	

Balloon risk

Balloon contracts may introduce additional obligor default risk to the transaction, if we assume that obligors expect to be able to finance the final balloon payment through the sale of the vehicle at contract maturity. In a stressed economic environment, such obligors may default on the balloon payment because the market value of the vehicle could have declined to below the amount needed to pay the final balloon payment. If an obligor defaults on the balloon payment, DUKM C6 will incur an additional loss equal to the difference between the balloon installment and the vehicle's sale proceeds.

For lease purchase contracts, we have set our balloon loan gross loss assumption at a 'AAA' level at 7.5%, based on

the vehicle type diversification, VW's balloon setting policy, and the overall size and concentration of maturing balloon payments.

Table 8

Peer comparison				
Rating level	Driver UK Master Compartment 6	Driver UK Master Compartment 7	Driver UK Master Compartment 2	Driver UK Master Compartment 3
Weighted-average base case (%)	1.91	1.91	1.85	1.85
Gross loss multiple ('AAA')	4.60	4.60	4.50	4.60
Weighted-average voluntary termination base case (%)	3.70	3.70	3.75	3.75
Voluntary termination multiple ('AAA')	2.2	2.2	2.0	2.20
Stressed combined cumulative gross loss (%)	16.90	16.90	15.83	16.76
Recovery rate base case (%)	60.00	60.00	60.00	56.00
Stressed recovery rate ('AAA') (%)	40.50	40.50	40.50	37.80
Stressed combined cumulative net loss (%)	10.06	10.06	9.42	10.42
Residual value loss ('AAA') (%)	35.2	35.2	35.1	38.7
Balloon loss ('AAA') (%)	7.5	7.5	7.5	7.5

No title over the vehicles

The issuer does not have any rights over the vehicles itself, but only in connection with the sale proceeds of the assets. Accordingly, if the seller becomes insolvent, the issuer relies on any insolvency official taking appropriate steps to sell the assets. Because the sale proceeds have been assigned to the issuer, the insolvency official does not have any financial incentive to take such steps as it does not benefit the bankruptcy estate's creditors.

This risk is mitigated by the inclusion, at a senior level in the priority of payments, of an insolvency administrator's incentive fee.

In our analysis, to account for this risk, we considered that 5.0% of recovery proceeds would have to be paid to the insolvency administrator. We consider this level is sufficient to incentivize the insolvency official.

Environmental, Social, And Governance

Our rating analysis considers a transaction's potential exposure to environmental, social, and governance (ESG) credit factors. For auto loan asset-backed securities, we view the exposure to environmental credit factors as above average, social credit factors as average, and governance credit factors as below average (see "ESG Industry Report Card: Auto Asset-Backed Securities," published on March 31, 2021). On this basis, we have applied similar assessments for this transaction.

In our view, the transaction's exposure to environmental credit factors is above average, to social factors is average and to governance credit factors is below average, in line with the sector benchmarks.

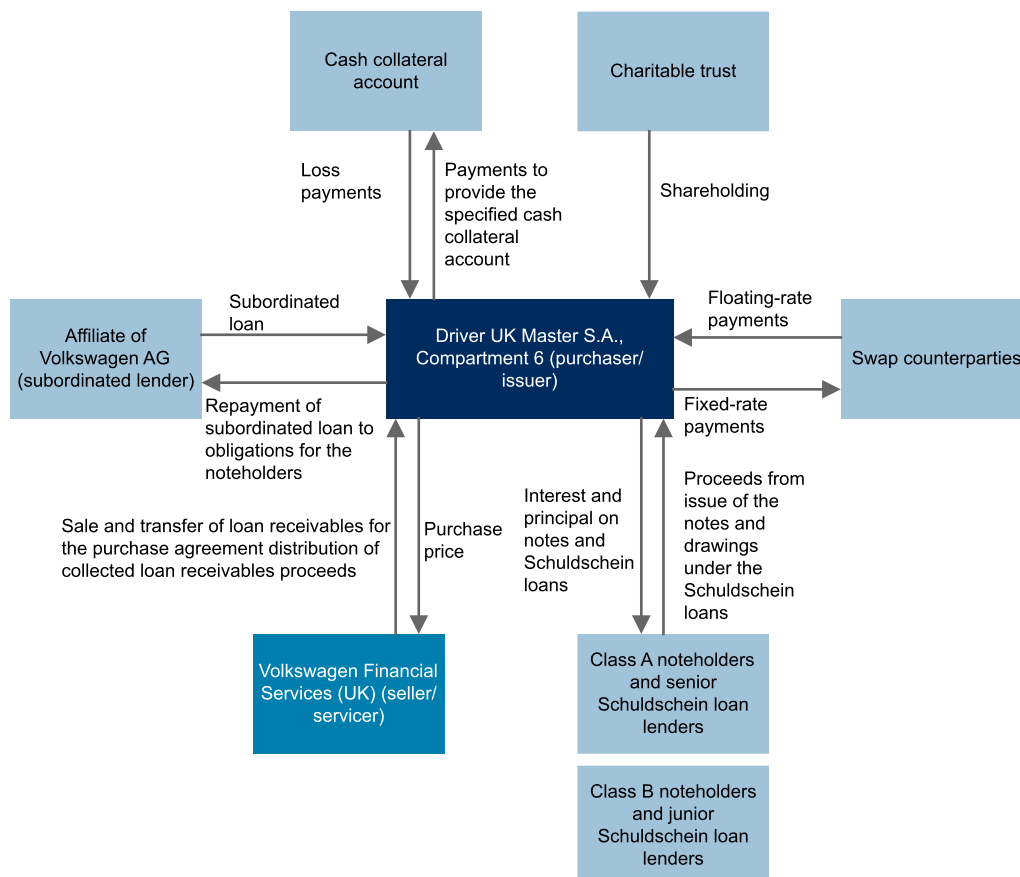
Transaction Structure

At closing, the issuer purchased a pool of auto loan receivables (see chart 4). The loan receivables are discounted at a fixed rate of interest (8% at closing), so the interest available to the issuer is reduced, leaving no excess spread in the transaction. Therefore, the discount rate is equal to the sum of:

- The weighted-average fixed rate due to the swap counterparty under the terms of the swaps on the senior and junior instruments;
- The fixed interest rate on the subordinated loan;
- The amount due to the interest compensation rate;
- The buffer rate; and
- Administrative expenses and a servicing fee.

Chart 4

Transaction structure



Copyright © 2024 by Standard & Poor's Financial Services LLC. All rights reserved.

The purchase is funded through issuance of senior and junior instruments. This includes an advance under the senior and junior Schuldschein loans. The senior Schuldschein loans rank pari passu with the class A notes and the junior Schuldschein loans rank pari passu with the class B notes. The notes and Schuldschein loans are referred to as instruments. The Schuldschein loans, the notes, and German transaction documents are governed under German law, the English transaction documents by English law, and documents relating to the Scottish receivables under Scottish law.

The issuer is a Luxembourg special-purpose entity (SPE), which we assume to be bankruptcy remote under our legal criteria. The transaction's legal opinions confirm that the sale of the assets would survive the seller's insolvency.

Cash Flow Mechanics

The transaction features a combined interest and principal waterfall. Interest on the instruments is payable monthly in arrears in accordance with the interest waterfall.

The senior and junior instruments and subordinated loan are denominated in British pounds sterling. The junior and senior instruments pay interest at a floating rate, while the subordinated loan pays a fixed interest rate. The legal final maturity date is in May 2032.

If the security trustee delivers an enforcement notice to the issuer following an event of default, all funds from the enforced security are distributed according to post-enforcement priority of payments. We reviewed the issuer events of defaults and concluded they are remote in our ratings scenarios. As a result, our analysis solely focuses on the pre-enforcement priority of payments.

Early amortization events

The transaction revolves for twelve months ending in May 2025, if none of the early amortization events listed below occur, or a credit enhancement increase condition comes into effect. The key asset performance triggers listed below guard against significant credit performance deterioration of the receivables and provide some comfort as to the performance of the transaction during the revolving period.

- Servicer replacement event.
- On two consecutive payment dates, the balance in the issuer accumulation account exceeds 15% of the non-defaulted asset balance.
- On any payment date that falls after three consecutive payment dates following the initial issue date, the senior instrument actual overcollateralization percentage, under the transaction documents, is lower than 28.87%.
- The seller fails to perform its obligations under the receivables purchase agreement.
- The issuer fails to enter into a replacement swap agreement within 30 calendar days following swap termination or if the swap counterparty fails to post collateral within 10 business days.
- VWFS UK is no longer an affiliate of Volkswagen Financial Services AG, or any of its successors.
- A foreclosure event occurs.

- A CEIC is in effect.

Credit enhancement increase conditions

- For three consecutive payment dates, the dynamic net loss ratio exceeds: (i) 0.30%, if the weighted-average seasoning is less than 12 months (inclusive); (ii) 0.75%, if the weighted-average seasoning is between 12 (exclusive) and 22 months (inclusive); (iii) 2%, if the weighted-average seasoning is between 22 months (exclusive) and 34 months (inclusive) or (iv) if the weighted-average seasoning is greater than 34 months, the condition does not apply.
- The 12-month-average dynamic net loss ratio exceeds: (i) 0.5%, during the first twelve months (inclusive) from the closing date; (ii) 0.8% between the 13th (inclusive) and 24th (inclusive) months from closing; or (iii) 1.2% after the 24th month from closing.
- If the late delinquency ratio exceeds 1.3% on any payment date.
- The originator becomes insolvent.
- A servicer replacement event occurs.
- The cash reserve falls below its required amount for two consecutive payment dates.

Considering that the transaction could continue to revolve for an additional payment date, from the time when the cash reserve falls below the floor level, we have assessed the potential impact of a cash reserve below the floor, at the start of amortization in our cash flow analysis. We also observed a reduction in the overall liquidity coverage from the cash reserve due to an overall rise in costs and embedded this consideration in our overall assessment.

Issuer available funds

Before the issuer available funds calculation, provided none of the CEIC triggers have been breached, the buffer release rate (approximately 0.40% per year at closing) is deducted from the interest collections and paid to the seller outside the waterfall. The buffer release could change if the revolving period were extended to compensate for changes in the interest rate in the structure. If any of the CEIC triggers breach, the buffer rate will not be released to the seller but will be part of the issuer available funds.

Similarly, until the breach of the CEIC trigger, any balance standing to the credit of the interest compensation ledger becomes available as part of the issuer available funds.

Priority of payments

The senior and junior instruments pay interest in arrears on a designated date each month, at a rate of SONIA plus a margin. The first interest payment date (IPD) is on May 28, 2024.

On each monthly IPD, the issuer applies to the priority of payments any asset collections, net swap receipts, and amounts from the cash reserve over the previous month, in the order outlined in table 9.

Table 9

Priority of payments (simplified)	
1	Taxes.
2	Payments to the trustee.
3	Servicer fees.
4	Senior fees, including payments to the corporate services provider, and data protection trustee.

Table 9

Priority of payments (simplified) (cont.)	
5	Payments to the swap counterparty (except termination payments if the swap counterparty is the defaulting party or downgraded below threshold).
6	Interest on the senior instruments.
7	Interest on the junior instruments.
8	Top-up cash reserve up to required level.
9	Senior instruments' principal up to the principal payment amount (sequential or pro rata).
10	Junior instruments' principal up to the principal payment amount (sequential or pro rata).
11	Payments to the swap counterparty not paid above.
12	Interest and principal on the subordinated loan.
13	All remaining amounts back to VWFS UK through a final success fee.

During the revolving period, once the target overcollateralization levels for the senior and junior instruments are reached, the issuer uses the excess proceeds to pay the subordinated loan.

During the amortization period, the issuer redeems the notes sequentially until they reach the target overcollateralization levels. After that, the transaction switches to pro rata amortization from sequential. Moreover, the transaction switches back to sequential amortization if a CEIC trigger occurs.

Overcollateralization

Table 10 describes the initial overcollateralization levels and target overcollateralization levels, both during and after amortization, and after a trigger breach. A target overcollateralization level of 100% implies a permanent switch to sequential amortization from pro rata, which could happen any time after a CEIC trigger occurs. The overcollateralization levels for the senior and junior instruments were set at closing.

Table 10

Overcollateralization levels					
	Actual overcollateralization at closing (%)	Documented floor overcollateralization for new issuances (%)	Target overcollateralization levels (%)		
			Revolving period	Amortization period	Breach of a credit enhancement increase event
Senior instruments	30.04	28.87	31.12	33.12	100
Junior instruments	19.09	17.92	20.32	22.32	100

Further notes can be issued, subject to overcollateralization floor levels of 30.04% and 19.09% for the senior and junior instruments, respectively. We considered these levels for our cash flow assumptions.

Cash reserve

The issuer deposited 1.45% of the instruments' nominal amount as a general cash reserve at closing. Amounts deposited in the general cash reserve account are available to mitigate any liquidity shortfalls in the payment of senior costs and expenses, and interest on the senior and junior instruments. On the scheduled maturity date, the issuer can also use the cash reserve to redeem the senior and junior instruments. The cash reserve amortizes at the greater of: (i)

1.45% of the nominal amount of the senior and junior instruments, and (ii) the lesser of (a) 0.6% of the maximum discounted receivables balance and (b) the senior and junior instruments' outstanding amount. The CEIC trigger is breached if the balance of the reserve is below the required level on two consecutive payment dates. If no CEIC trigger is breached, any amounts released from the reserve are paid directly to the subordinated loan.

Purchase at the discounted cash flow valuation

The SPE purchases the assets at a discounted cash flow valuation. Due to this revaluation, cash shortfalls could arise from prepayments, because when borrowers prepay, they only repay the loan's nominal value.

In this case, the SPE suffers a loss, which is the difference between the nominal value and the outstanding discounted balance. The earlier the loan prepays, the higher the prepayment loss.

As the issuer purchased the receivables at a discounted cash flow value, prepayments typically result in a prepayment loss for the SPE, as the prepayments are at a nominal value. To mitigate this loss, the transaction has an interest compensation reserve.

At closing, the ledger in relation to this reserve is funded at £6 million. Thereafter, each month, the reserve works by taking the product of the interest compensation rate (currently 0.9%) divided by 12, and the future discounted receivables balance, from the collections. The issuer then uses this amount to credit an interest compensation ledger up to a maximum limit. When a prepayment loss is recorded, then an amount equal to that loss (subject to the balance available in the interest compensation ledger) is released from the ledger into the priority of payments. If prepayment losses are greater than what is available in the interest compensation reserve, then a debit is recorded in the ledger, which is to be cleared on subsequent payment dates.

To the extent the interest compensation reserve is at target and the prepayment loss in any period is less than the 0.9% multiplied by the future discounted receivables balance, the excess up to this 0.9% can cover any buffer top-up shortfall. The buffer top-up shortfall is the excess of the following over the discount rate:

- The weighted-average fixed rate due to the swap counterparty under the terms of the swaps on the senior and junior instruments;
- The fixed interest rate due under the subordinated loan;
- The amount due to the interest compensation rate; and
- Administrative expenses and a servicing fee.

At closing, the transaction does not have any buffer top-up shortfall. After compensating for prepayment losses, the interest compensation ledger being at target level, and compensation of the buffer top-up shortfall, provided no CEIC trigger has breached the seller directly receives any remaining excess. On any payment date, if the CEIC trigger has breached, the balance in the interest compensation ledger will become fully available as part of the issuer available funds.

Discount rate variation

To ensure the discount rate reflects the issuer's cost of financing the program, the issuer granted to the seller an option to vary the discount rate of purchased receivables included in the portfolio and the additional receivables to be

purchased during the revolving period. If the option is exercised, the new discount rate shall become the discount rate, effective the renewal date of all outstanding receivables, regardless of whether the instruments are revolving or amortizing.

While exercising this option, the aggregate outstanding collateral balance will change, possibly impacting the targeted instrument balances, and potentially leading to an early amortization event. To mitigate this, the seller will offer to sell and the issuer will purchase additional receivables at the new discount rate, funded through a drawing on the subordinated loan to ensure no impact on the targeted instrument balances.

The seller can exercise this option subject to certain conditions, i.e., only on a renewal date, subject to a rating agency confirmation, without affecting the rating on the senior and junior instruments.

Hedging

To hedge the interest rate mismatch between the fixed-rate interest on the collateral and the floating-rate interest on the instruments, the issuer entered into separate interest rate swap agreements for each instrument issued. ING Bank N.V. is the applicable swap provider. The issuer pays a fixed interest rate and receives daily compounded SONIA plus a spread under the swap agreement.

The notional for each swap agreement is equal to the relevant instruments' outstanding principal balance subject to a notional schedule that dictates the maximum notional amount over the term of the swap agreement. We have considered this in our cash flow analysis.

The swaps are entered into for each of the senior instruments and the junior instruments.

Mitigation Of Seller Risks

Commingling risk

VWFS UK as the servicer receives borrower collections. These collections are not heavily concentrated on any specific monthly day and most collections are received via direct debit.

VWFS UK does not provide a declaration of trust for the issuer or security trustee's benefit connected with these collections sitting in the servicer collection bank account.

Collections from the purchased receivables are deposited in the servicer collection account. The servicer transfers received collections into the SPE's transaction account bank opened with The Bank of New York Mellon, London Branch in the issuer's name. Collections are swept monthly.

An advance mechanism will be applied to address the commingling risk if:

- Our short-term rating on Volkswagen Financial Services AG falls below 'A-2';
- Our long-term rating on Volkswagen Financial Services AG falls below 'BBB+' if there is no short-term rating; or
- We consider that the servicer is no longer deemed eligible.

If the conditions above are not met, the servicer advances collections expected for the following two weeks, two weeks

in advance.

Therefore, the issuer always receives two weeks of expected collections in advance. Twice a month, the servicer nets collections advanced in the previous two weeks against the collections that it has actually received for the relevant two-week period. We consider that the updated mechanism fully mitigates commingling risk.

Setoff risk

VWFS UK is not a deposit taking institution, so there is no deposit setoff risk in the transaction. However, there is setoff risk from borrowers who are also the seller's employees and we have sized for this potential loss when running our cash flow stresses.

No title over the equipment

The issuer does not have any rights over the vehicles, only the sale proceeds of the assets. Accordingly, if the seller becomes insolvent, the issuer relies on any insolvency official taking appropriate steps to sell the assets. Because the sale proceeds have been assigned to the issuer, the insolvency official does not have any financial incentive to take such steps as it does not benefit the bankruptcy estate's creditors. This risk is mitigated by the inclusion, at a senior level in the priority of payments, of an insolvency administrator's incentive fee.

In our analysis, to account for this risk, we considered that 2% of recovery proceeds would have to be paid to the insolvency administrator. We consider this level sufficient to incentivize the insolvency official.

Cash Flow Analysis

In our cash flow modeling, we did not consider the revolving period, and so we analyzed the transaction's cash flows only during the amortization stage.

Table 11

Cash flow assumptions		
Recession start		Closing
Length of recession		WAL (25 months)
Cumulative gross loss (HT and VT)	Evenly distributed over weighted average life and back loaded; VT start in month 8	
Recovery lag (months)		HT: 12 months; VT: immediate
Delinquency	Two-thirds of credit losses recovered six months later	
Initial WAC (%)		8.00 (same as discount rate)
Relative WAC compression (%)		N/A
Servicing fee (%)		1.03
Fixed fees (£)		100,000
Other fees (insolvency administrator incentive fee, %)	5.0 (as a % of recovery proceeds); subject to 1% cap of initial pool balance §	
Prepayments (high/low) (%)		30/0.5
Interest rates		Stressed interest rate curves
Commingling stress (%)		N/A
Setoff loss (%)		0.10

§Calculations are according to S&P Global Ratings' methodology. WAL--Weighted-average life. WAC--Weighted-average coupon. HT--Hostile termination. VT--Voluntary termination.

Currently, our analysis calculates the losses from prepayments due to asset price revaluations at 0.

We assumed asset yield to be equal to the discount rate set out in the transaction documents and have not sized any further coupon compression. The model incorporates the payment structure including the sequential/pro rata amortization feature of the notes and the cash reserve's amortizing nature.

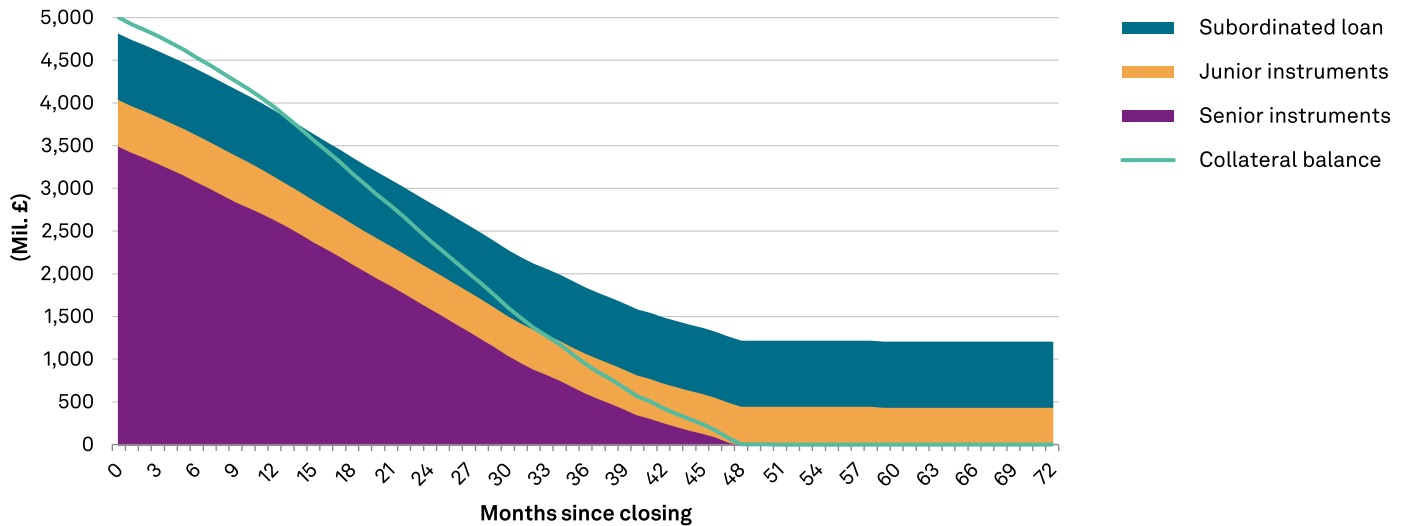
We tested the instruments' ability to pay timely interest and ultimate principal on the senior and junior instruments under the above stress assumption in our cash flow model. Based on the assumptions discussed above, the low prepayment scenarios have proved more stressful, mostly because they lead to higher RV losses on the PCP balloon payments.

Chart 5 shows the collateral and the note amortization profile under our most stressful scenario.

Chart 5

Collateral and note balances (end of period)

In the 'AAA' most stressful scenario



Copyright © 2024 by Standard & Poor's Financial Services LLC. All rights reserved.

Our analysis indicates the available credit enhancement for the senior instruments is sufficient to withstand the credit and cash flow stresses we apply at the 'AAA (sf)' rating. Our cash flow analysis indicates the available credit enhancement for the junior instruments is commensurate with higher ratings than that currently assigned. However, we have affirmed our 'A+ (sf)' ratings on the existing junior instruments on account of the transaction's revolving nature and the ongoing frequent issuance of new series. We have not assigned ratings to the new series 2024-1 and series 2024-2 class B notes at the issuer's request.

Counterparty Risk

There are no counterparty constraints on the ratings on the notes in this transaction.

The issuer is exposed to The Bank of New York Mellon, London Branch as the transaction account bank provider. The documented replacement mechanisms for the account bank providers adequately mitigate the transaction's exposure to counterparty risk in line with our counterparty criteria.

ING Bank N.V. acts as the swap counterparties for the senior and junior instruments.

At closing, the transaction documents provide for collateral posting frameworks and swap replacement triggers, which are consistent with our counterparty criteria to support a 'AAA' rating. The collateral posting frameworks require the counterparty to post collateral if we lower the resolution counterparty rating (RCR; or the issuer credit rating to the extent there is no RCR available) below a threshold determined in our counterparty criteria. Should the counterparty be downgraded further, it would need to be replaced. If the swap counterparty defaults, termination payments will become subordinated to payments to noteholders, and the issuer has the right to terminate the swap if the swap counterparty fails to replace itself within the remedy period.

Table 12

Supporting ratings				
Institution/role	Rating	Collateral framework	Replacement trigger	Collateral posting trigger
The Bank of New York Mellon, London Branch as transaction bank account provider*	ICR: AA-/Stable/A-1+	N/A	A/A-1	N/A
ING Bank N.V. as interest rate swap counterparty	RCR: AA-/A-1+	Adequate	A-	A-

*Based on the rating on the parent company, The Bank of New York Mellon, in line with our bank-branch criteria (see "Related Criteria"). ICR--Issuer credit rating. RCR--Resolution counterparty rating. N/A--Not applicable.

Sovereign Risk

Under our structured finance sovereign risk criteria, the maximum differential between the rating on the security and the rating on the sovereign depends on the asset sensitivity to country risk and the sovereign rating. We view the asset sensitivity to the country risk as low, and our long-term unsolicited sovereign rating on U.K. is 'AA'. Consequently, our sovereign risk criteria do not cap our preliminary ratings on the rated notes.

Sensitivity Analysis

As part of our analysis we also conducted additional sensitivity analysis to assess the effect of, all else being equal, an increased gross default base case for HT and VT, residual value loss and a haircut to the recovery rate base case. For this purpose, we ran eight sensitivity runs by either increasing stressed defaults and/or reducing expected recoveries along with higher residual value losses, as below.

Chart 6**Sensitivity analysis**

Class	Base case	1	2	3	4	5	6	7	8
Default rate base-case increase (%)	-	10	30	0	0	10	30	10	30
Recovery rate base-case decrease (%)	-	0	0	10	30	10	10	30	30
Gross default rate HT (%)	1.91	2.10	2.48	1.91	1.91	2.10	2.48	2.10	2.48
Gross default rate VT (%)	3.70	4.07	4.81	3.70	3.70	4.07	4.81	4.07	4.81
Recovery rate (%)	60	60	60	54	42	54	54	42	42

Class of notes	Initial rating	1	2	3	4	5	6	7	8
Class A	AAA	AAA	AA+	AA+	AA+	AA+	AA+	AA+	AA
Class B	AA-	AA-	A	A+	A	A+	A	A	A-

No change

One-notch downgrade

Two-notch downgrade

Three-notch or more downgrade

Source: S&P Global Ratings.

Copyright © 2024 by Standard & Poor's Financial Services LLC. All rights reserved.

Monitoring And Surveillance

We assess quarterly the underlying portfolio's performance, including defaults and delinquencies.

Additionally, we also assess annually:

- The supporting ratings;
- The servicer's operations and its ability to maintain minimum servicing standards; and
- Whether the then-available credit enhancement for the senior notes is sufficient to withstand losses that are commensurate with the current ratings assigned.

Appendix

Participants

Transaction participants	
Originator, seller, and servicer	Volkswagen Financial Services (UK) Ltd.
Arranger and lead manager	SMBC Bank EU AG
Security trustee	Intertrust Trustees GmbH
Corporate services provider	Circumference FS (Luxembourg) S.A. Circumference

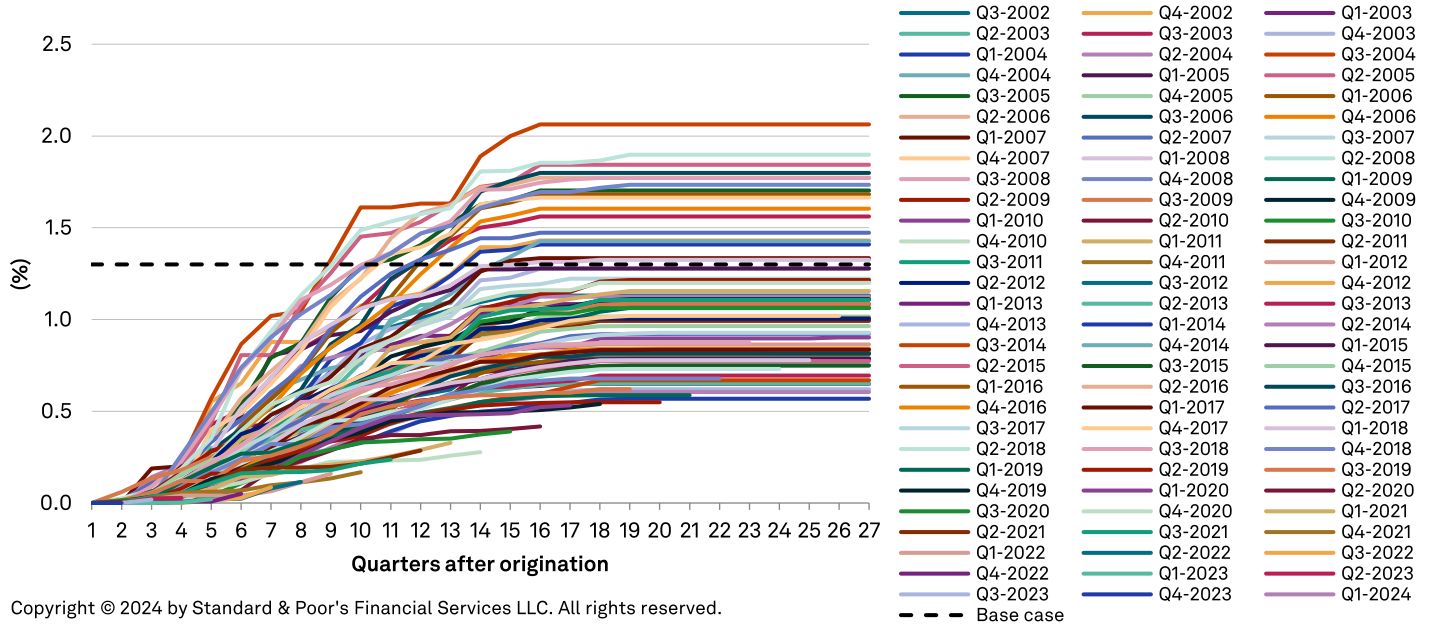
Transaction participants (cont.)

Cash administrator	The Bank of New York Mellon, London Branch
Principal paying agent, calculation agent, interest determination agent, and custodian	The Bank of New York Mellon, London Branch
Subordinated lender	Volkswagen Financial Services (UK) Ltd.
Data protection trustee	Data Custody Agent Services B.V.

Gross loss curves

Chart 7

Cumulative gross loss: PCP New HT



Copyright © 2024 by Standard & Poor's Financial Services LLC. All rights reserved.

Chart 8

Cumulative gross loss: PCP Used HT

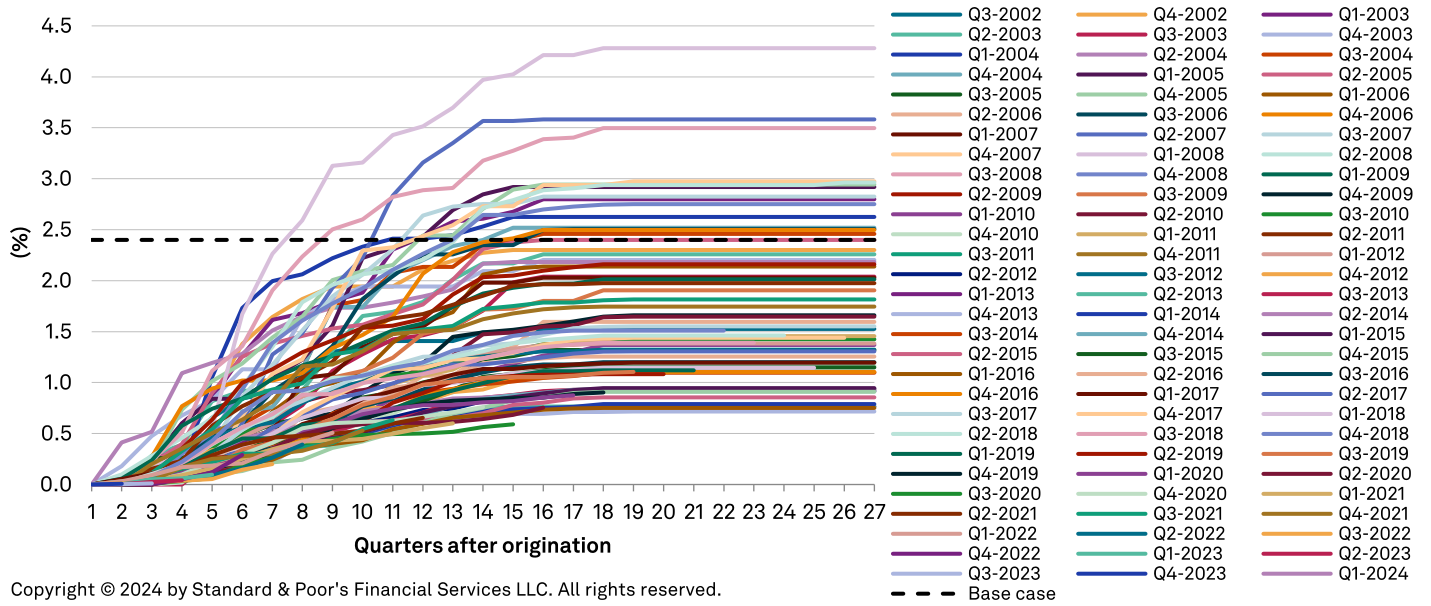


Chart 9

Cumulative gross loss: HP New HT

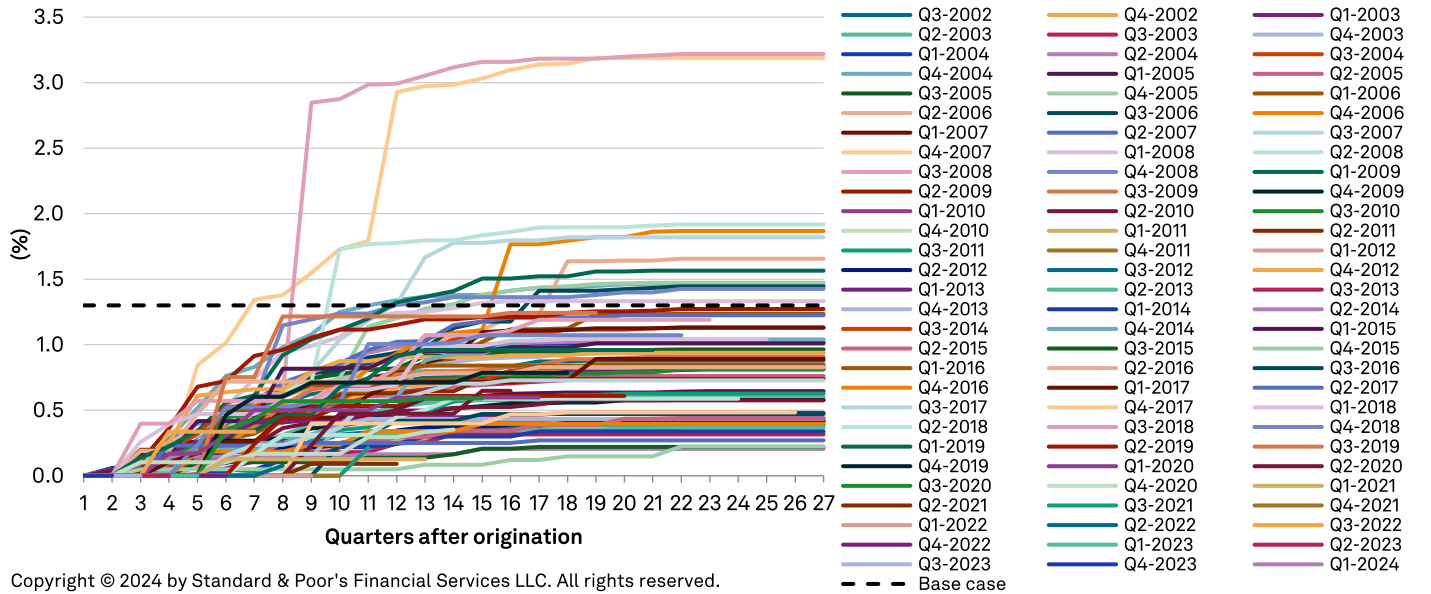


Chart 10

Cumulative gross loss: HP Used HT

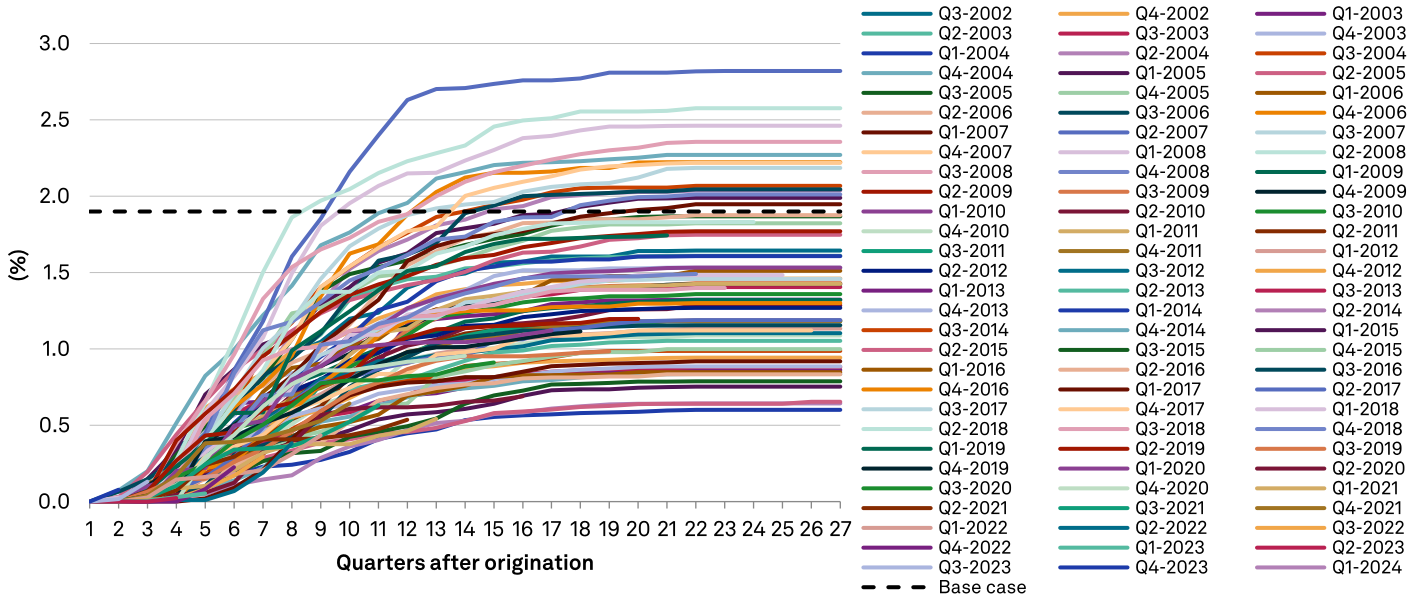


Chart 11

Cumulative gross loss: LP New HT

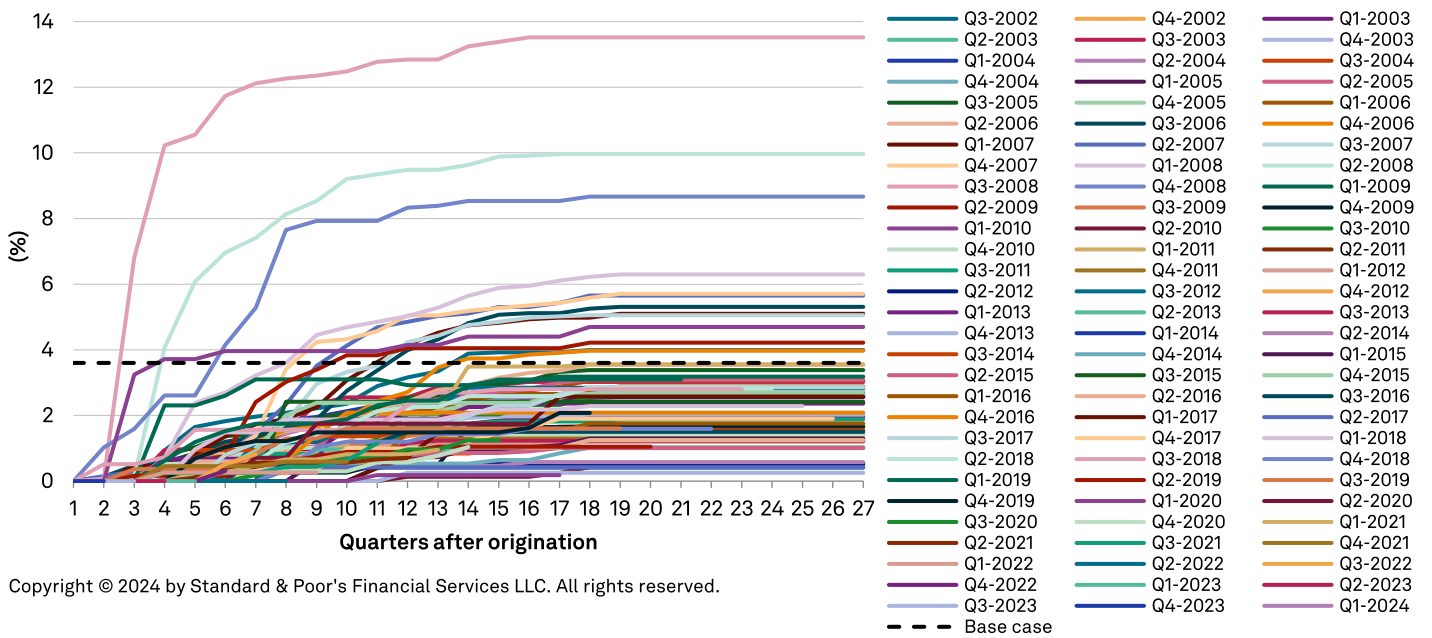


Chart 12

Cumulative gross loss: LP Used HT

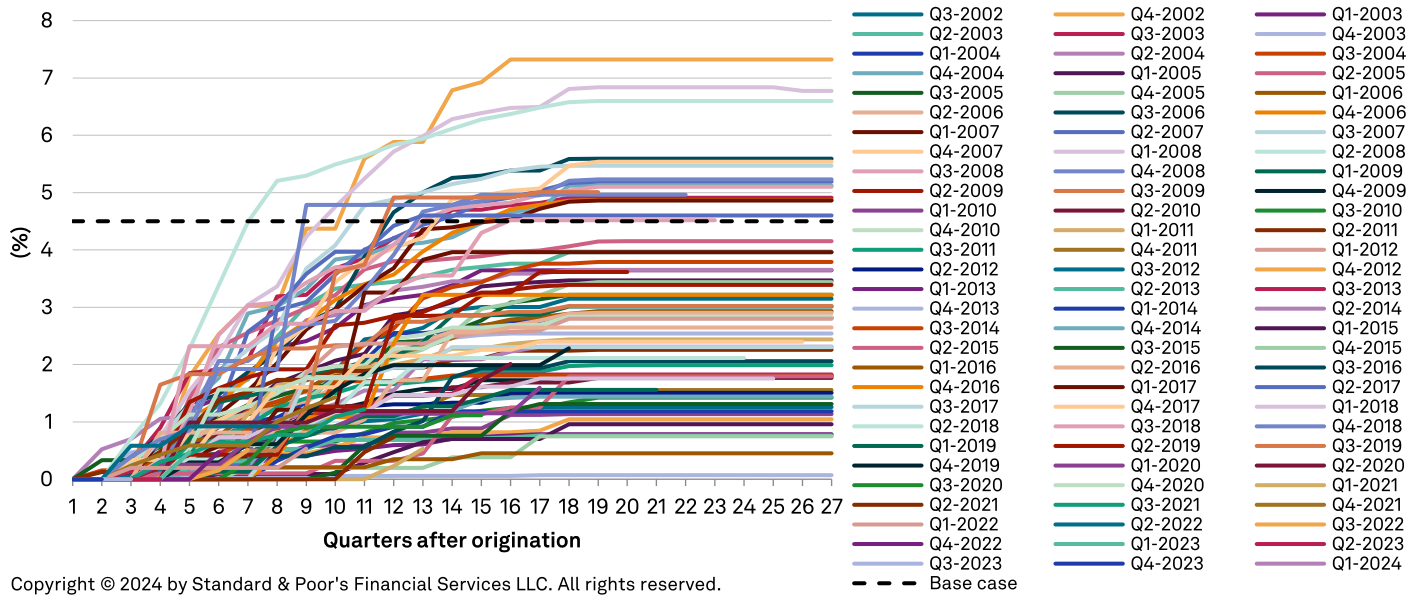


Chart 13

Cumulative gross loss: PCP New VT

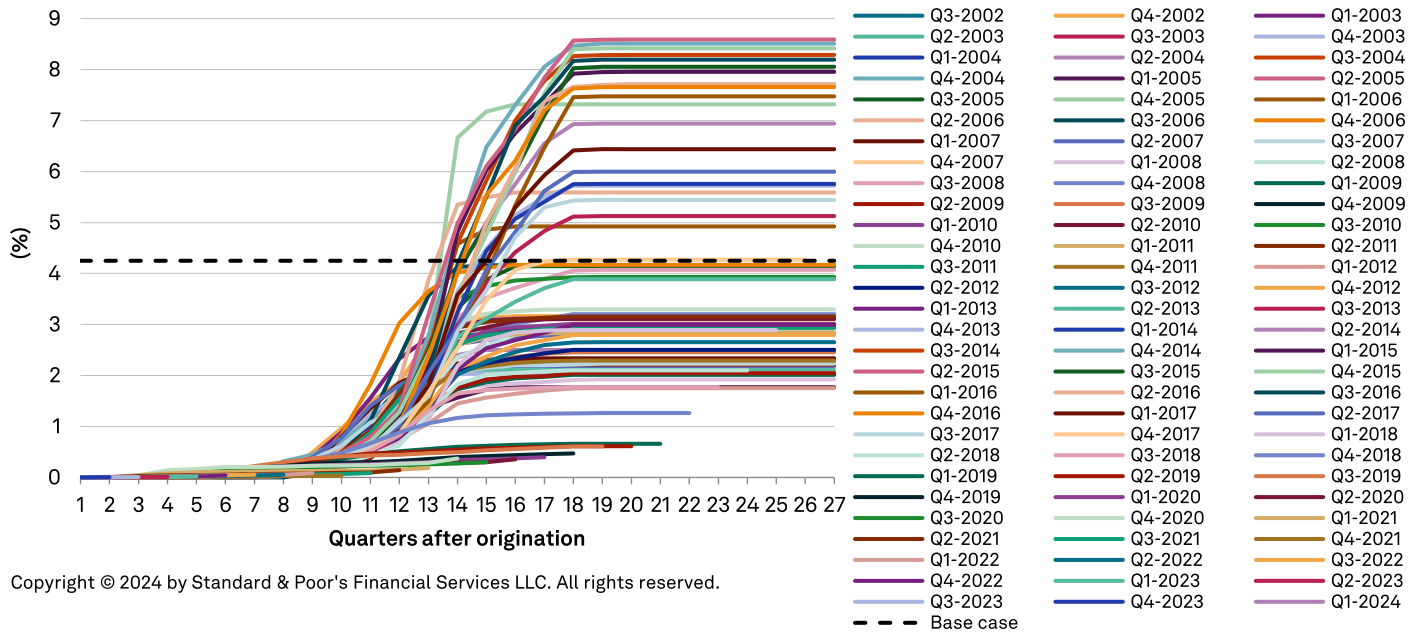


Chart 14

Cumulative gross loss: PCP Used VT

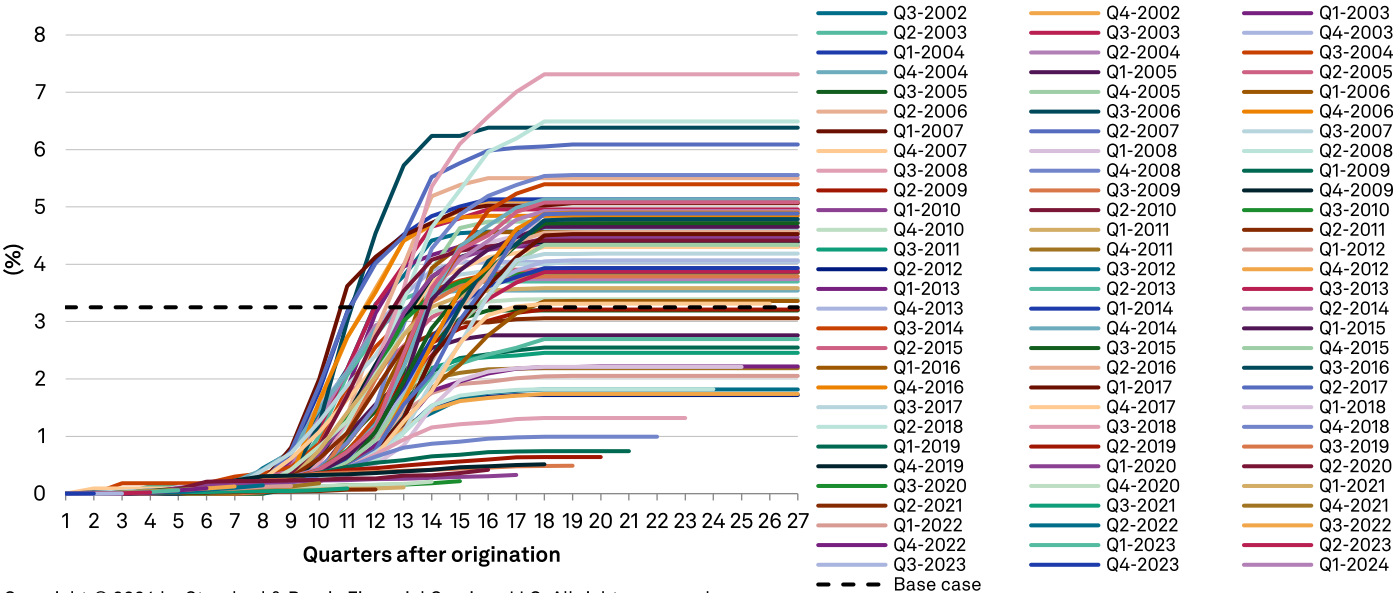


Chart 15

Cumulative gross loss: HP New VT

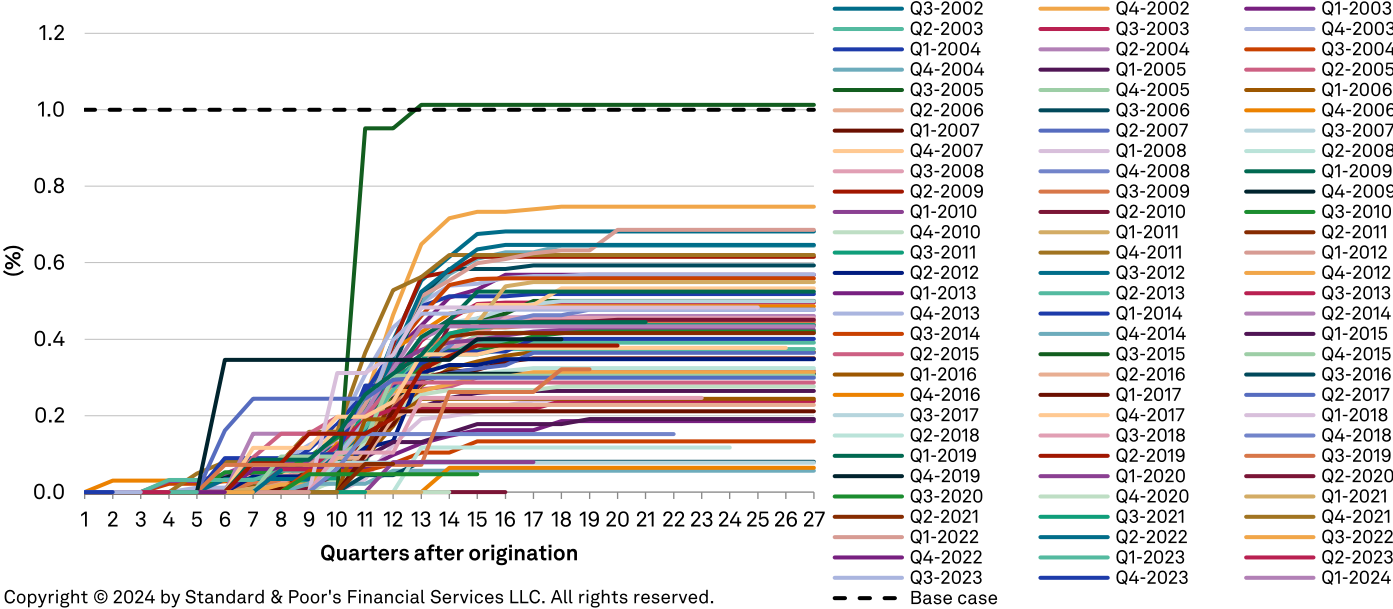


Chart 16

Cumulative gross loss: HP Used VT

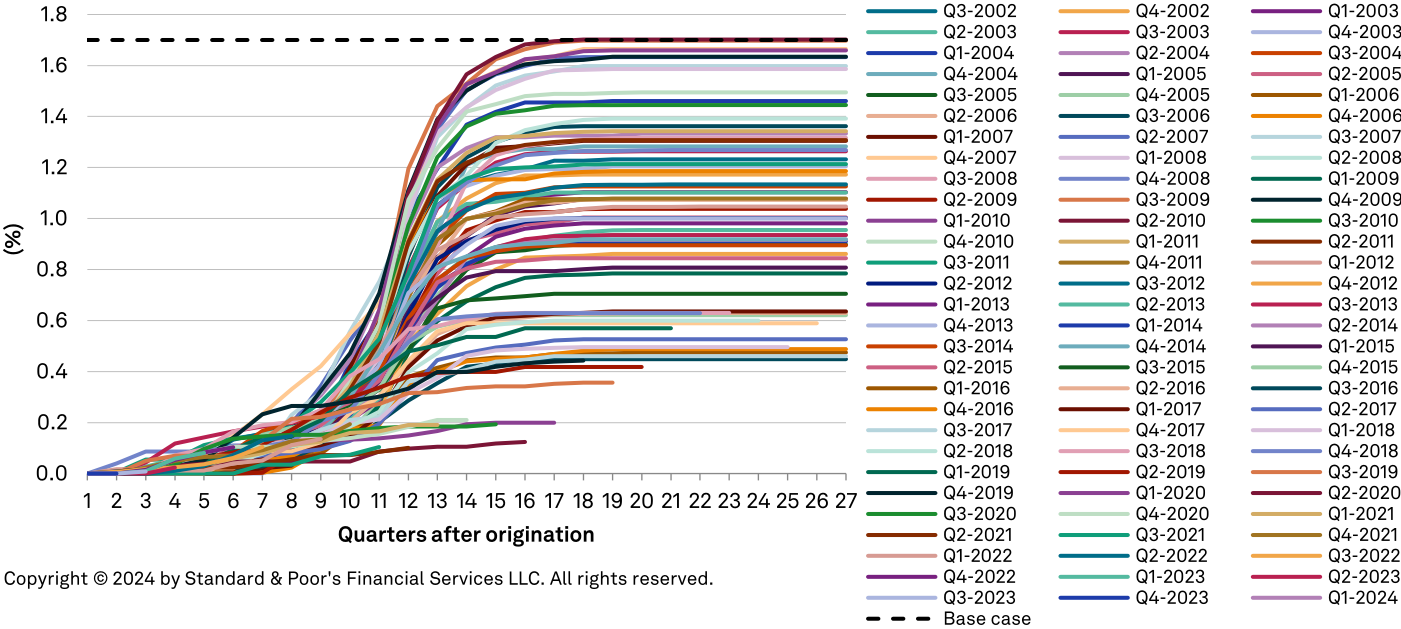


Chart 17

Cumulative gross loss: LP New VT

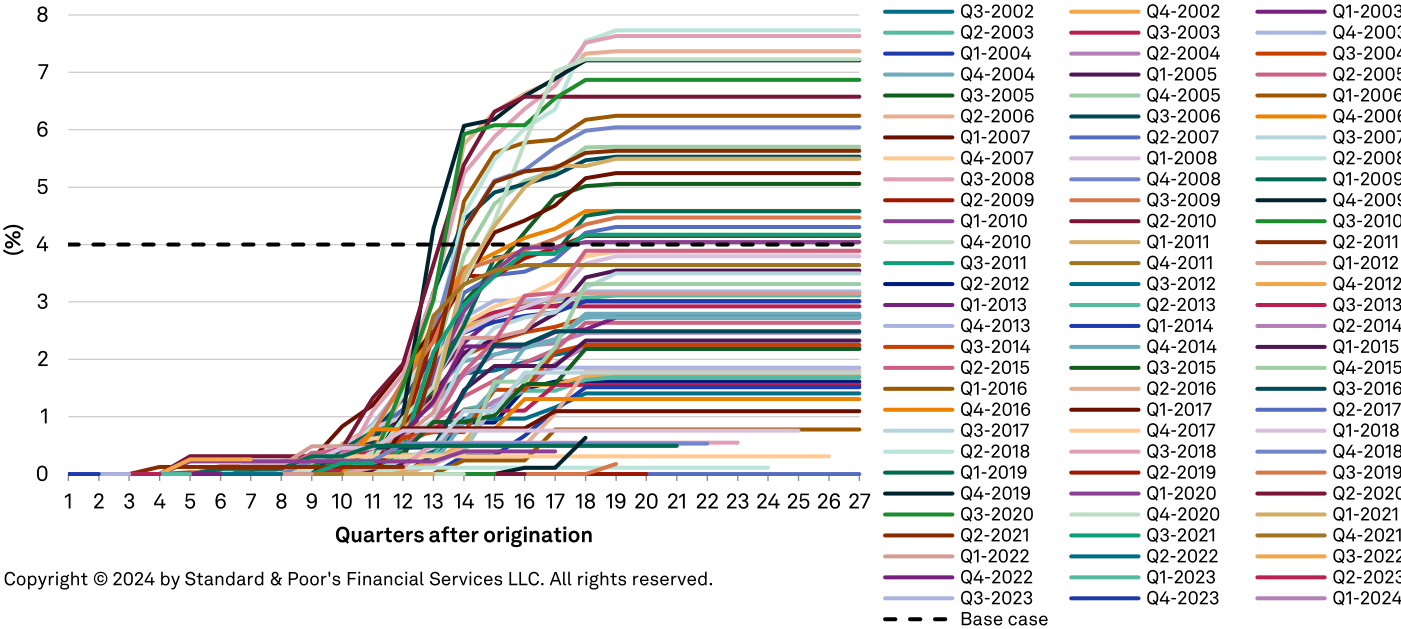
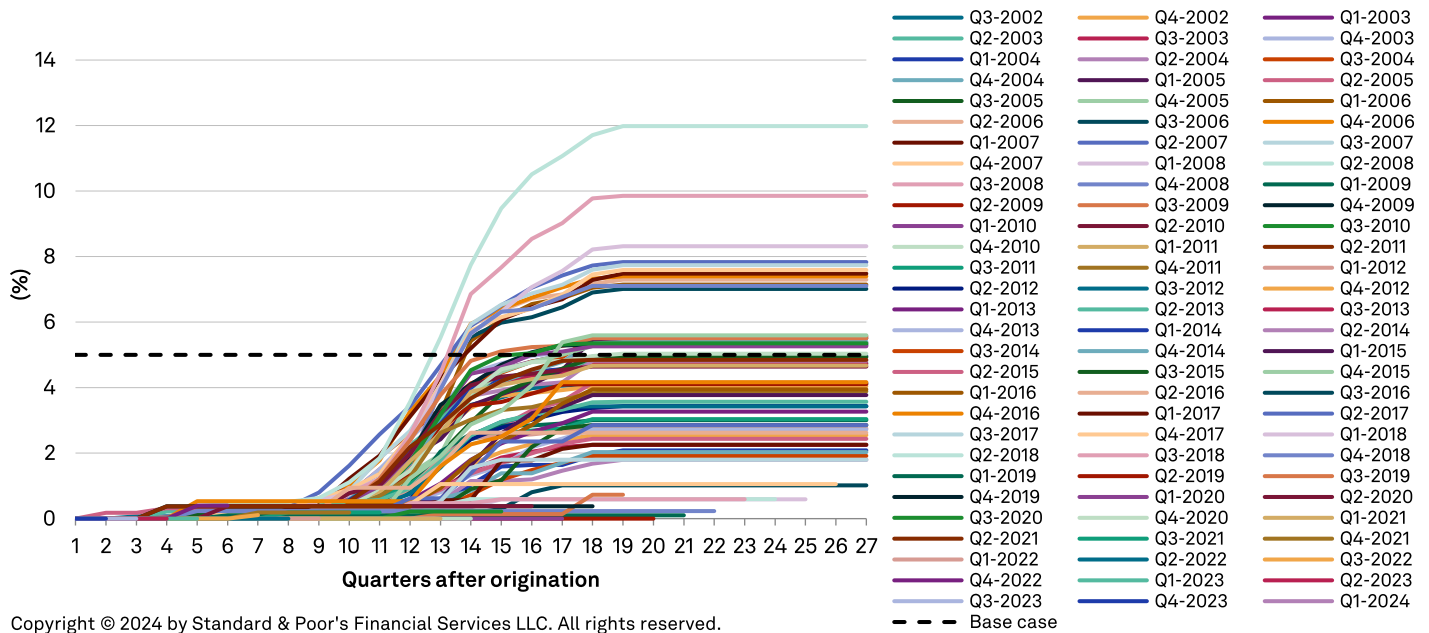


Chart 18

Cumulative gross loss: LP Used VT



Copyright © 2024 by Standard & Poor's Financial Services LLC. All rights reserved.

Related Criteria

- Criteria | Structured Finance | ABS: Global Auto ABS Methodology And Assumptions, March 31, 2022
- General Criteria: Environmental, Social, And Governance Principles In Credit Ratings, Oct. 10, 2021
- Criteria | Structured Finance | General: Global Framework For Payment Structure And Cash Flow Analysis Of Structured Finance Securities, Dec. 22, 2020
- Criteria | Structured Finance | General: Methodology To Derive Stressed Interest Rates In Structured Finance, Oct. 18, 2019
- Criteria | Structured Finance | General: Counterparty Risk Framework: Methodology And Assumptions, March 8, 2019
- Criteria | Structured Finance | General: Incorporating Sovereign Risk In Rating Structured Finance Securities: Methodology And Assumptions, Jan. 30, 2019
- Legal Criteria: Structured Finance: Asset Isolation And Special-Purpose Entity Methodology, March 29, 2017
- Criteria | Structured Finance | General: Global Framework For Assessing Operational Risk In Structured Finance Transactions, Oct. 9, 2014
- Criteria | Structured Finance | General: Global Derivative Agreement Criteria, June 24, 2013
- General Criteria: Principles Of Credit Ratings, Feb. 16, 2011
- Criteria | Structured Finance | General: Methodology For Servicer Risk Assessment, May 28, 2009

Related Research

- European Auto ABS Index Report Q1 2024, May 17, 2024
- S&P Global Ratings Updates Sector And Industry Variables For Its Global Auto ABS Methodology And Assumptions, May 7, 2024
- United Kingdom, April 22, 2024
- S&P Global Ratings' Approach To GloBE Or Pillar II Tax Liabilities In European Structured Finance Transactions, April 19, 2024
- Credit Conditions Europe Q2 2024: Credit Heals, Defense Shields, March 27, 2024
- Economic Outlook Q2 2024: The U.K. Is Slowly Turning A Corner, March 26, 2024
- New Issue: Driver UK Master S.A., Compartment 6, Nov. 27, 2023
- New Issue: Driver UK Master S.A., Compartment 6, March 27, 2023
- 2017 EMEA ABS Scenario And Sensitivity Analysis, July 6, 2017
- Global Structured Finance Scenario And Sensitivity Analysis 2016: The Effects Of The Top Five Macroeconomic Factors, Dec. 16, 2016
- European Structured Finance Scenario And Sensitivity Analysis 2016: The Effects Of The Top Five Macroeconomic Factors, Dec. 16, 2016

Copyright © 2024 by Standard & Poor's Financial Services LLC. All rights reserved.

No content (including ratings, credit-related analyses and data, valuations, model, software or other application or output therefrom) or any part thereof (Content) may be modified, reverse engineered, reproduced or distributed in any form by any means, or stored in a database or retrieval system, without the prior written permission of Standard & Poor's Financial Services LLC or its affiliates (collectively, S&P). The Content shall not be used for any unlawful or unauthorized purposes. S&P and any third-party providers, as well as their directors, officers, shareholders, employees or agents (collectively S&P Parties) do not guarantee the accuracy, completeness, timeliness or availability of the Content. S&P Parties are not responsible for any errors or omissions (negligent or otherwise), regardless of the cause, for the results obtained from the use of the Content, or for the security or maintenance of any data input by the user. The Content is provided on an "as is" basis. S&P PARTIES DISCLAIM ANY AND ALL EXPRESS OR IMPLIED WARRANTIES, INCLUDING, BUT NOT LIMITED TO, ANY WARRANTIES OF MERCHANTABILITY OR FITNESS FOR A PARTICULAR PURPOSE OR USE, FREEDOM FROM BUGS, SOFTWARE ERRORS OR DEFECTS, THAT THE CONTENT'S FUNCTIONING WILL BE UNINTERRUPTED OR THAT THE CONTENT WILL OPERATE WITH ANY SOFTWARE OR HARDWARE CONFIGURATION. In no event shall S&P Parties be liable to any party for any direct, indirect, incidental, exemplary, compensatory, punitive, special or consequential damages, costs, expenses, legal fees, or losses (including, without limitation, lost income or lost profits and opportunity costs or losses caused by negligence) in connection with any use of the Content even if advised of the possibility of such damages.

Credit-related and other analyses, including ratings, and statements in the Content are statements of opinion as of the date they are expressed and not statements of fact. S&P's opinions, analyses and rating acknowledgment decisions (described below) are not recommendations to purchase, hold, or sell any securities or to make any investment decisions, and do not address the suitability of any security. S&P assumes no obligation to update the Content following publication in any form or format. The Content should not be relied on and is not a substitute for the skill, judgment and experience of the user, its management, employees, advisors and/or clients when making investment and other business decisions. S&P does not act as a fiduciary or an investment advisor except where registered as such. While S&P has obtained information from sources it believes to be reliable, S&P does not perform an audit and undertakes no duty of due diligence or independent verification of any information it receives. Rating-related publications may be published for a variety of reasons that are not necessarily dependent on action by rating committees, including, but not limited to, the publication of a periodic update on a credit rating and related analyses.

To the extent that regulatory authorities allow a rating agency to acknowledge in one jurisdiction a rating issued in another jurisdiction for certain regulatory purposes, S&P reserves the right to assign, withdraw or suspend such acknowledgment at any time and in its sole discretion. S&P Parties disclaim any duty whatsoever arising out of the assignment, withdrawal or suspension of an acknowledgment as well as any liability for any damage alleged to have been suffered on account thereof.

S&P keeps certain activities of its business units separate from each other in order to preserve the independence and objectivity of their respective activities. As a result, certain business units of S&P may have information that is not available to other S&P business units. S&P has established policies and procedures to maintain the confidentiality of certain non-public information received in connection with each analytical process.

S&P may receive compensation for its ratings and certain analyses, normally from issuers or underwriters of securities or from obligors. S&P reserves the right to disseminate its opinions and analyses. S&P's public ratings and analyses are made available on its Web sites, www.spglobal.com/ratings (free of charge), and www.ratingsdirect.com (subscription), and may be distributed through other means, including via S&P publications and third-party redistributors. Additional information about our ratings fees is available at www.spglobal.com/usratingsfees.

STANDARD & POOR'S, S&P and RATINGSDIRECT are registered trademarks of Standard & Poor's Financial Services LLC.